








New Monterey Vacancy (12.1.2009)

Photo	Address	Size	Sale Price PSF	Lease Price	Notes
1)	131 Lighthouse Avenue	1,300 to 5,000 SF	N/A	Negotiable	Mixed Use Development. Owner in the process of building development.
					
2)	191 Lighthouse Avenue	1,700 SF	Not for Sale	\$1.75 psf NNN	Brand new spanish style building. Mixed use property with condos on the top floor and retail on the ground floor.
					
3)	275 Lighthouse Avenue	3,195 SF	\$549,000	Not For Lease	Current structure needs work or tear down and rebuild. Plans for a commercial or residential building available. New plans include two office spaces and two residential units.
					
4)	296 Lighthouse Avenue	2,500	Not for Sale	\$2.00 psf Gross	Free standing corner building, 50' frontage on primary arterial with on site parking. May be divisible subject to rent. Additional 1100 SF warehouse area available. S/E corner Lighthouse Ave. and Dickman. Signaled intersection primary arterial, and near Cannery Row and Monterey Bay Aquarium.
					

Monterey Office
 1 Lower Ragsdale Drive
 Building 1, Suite 100
 Monterey, CA 93940
 tel 831 375 8000
 fax 831 647 2116

	Photo	Address	Size	Sale Price PSF	Lease Price	Notes
5)		399 Lighthouse Avenue	5,952 SF	\$950,000	\$1.00 psf NNN	Located on Lighthouse and Drake. Property is for Lease or Sale. Building is zoned C-2 with 11 parking spaces
6)	No Photo Available	490 Lighthouse Avenue	6,450 SF	Not for Sale	\$.65 psf Gross	Building consists of 2,700 SF of retail space and 3,750 SF of basement area with a roll-up door. Total rent is \$4,200 per month gross
7)	No Photo Available	550 Lighthouse Avenue	740 SF	Not for Sale	\$1.75 psf Gross	Small Retail Space for Lease.
8)	No Photo Available	616 Lighthouse Avenue	550 SF	Not for Sale	\$1.75 psf Gross	Small Retail Space for Lease.

Monterey Office
 1 Lower Ragsdale Drive
 Building 1, Suite 100
 Monterey, CA 93940
 tel 831 375 8000
 fax 831 647 2116

	Photo	Address	Size	Sale Price PSF	Lease Price	Notes
9)		622 Lighthouse Avenue	2,500 SF	\$699,000	Not for Lease	Hula's Restaurant Building. Leased Investment Property, 2,500 +/- sq. ft. building/ 5,500 +/- sq. ft. lot, Zoned C-2 Community Commercial, Actual NOI: \$ 43,395 (6.21%cap), Rare Group III Water Use
10)		842 Lighthouse Avenue	10,000 SF	Not for Sale	\$.90 psf NNN	Large open interior space, numerous ceiling skylights . 50 feet street frontage, fire sprinklered bldg. Frame construction, street to street frontages, ideal for delivery.